



Speak with Confidence, Connect with the World: Master Your English Skills at UC San Diego.

Improve your ability to use English in everyday situations. The Conversation and Fluency program focuses on speaking, listening, fluency-building, and American culture topics.

PROGRAM FEATURES & BENEFITS

- 4 weeks
- 15-hour or 20-hour per week formats
- Suitable for all proficiency levels
- Class lectures, group work, pair work, and individual study.
- Frequent interaction with Cultural Ambassadors (native English speakers)
- Cultural field trip
- Certificate of completion

STUDY TOPICS MAY INCLUDE

- English communication skills
- Cultural awareness
- Everyday English
- Grammar, Vocabulary, and Reading

2025 DATES

- January 6 - 31
- February 3 - 28
- March 3 - 27
- July 7 - August 1
- August 4 - 29
- September 2 - 26



APPLICATION FEE
\$225 USD



15-HOUR TUITION
\$2,190 USD



20-HOUR TUITION
\$2,490 USD



INT'L STUDENT
SERVICE FEE
\$250 USD



MEDICAL
INSURANCE
\$240 USD



CONTACT US AT:
ipinfo@ucsd.edu

UC San Diego

EXTENDED STUDIES
International Programs

HOUSING GUIDE





TABLE OF CONTENTS



- ✓ **Introduction**
- ✓ **Getting Started**
 - Step One: Create Your Budget**
 - Step Two: Choose Your Housing Type (see Exploring Housing Options below)**
 - Step Three: Decide What Neighborhood You Want to Live In**
 - Step Four: Contact Housing Vendors**
 - Step Five: Before Move-In**
 - Step Six: Move-In**
 - Step Seven: Be A Good Tenant and Neighbor**
 - Step Eight : Moving Out**
- ✓ **Exploring Housing Options**
 - Near-campus Apartments**
 - On-campus Apartments (Summer Only)**
 - Extended Stay Options (Long Term Area Hotels)**
 - Homestays/Living with Locals**

WELCOME TO UC SAN DIEGO!

We are very excited that you are considering UC San Diego as your study abroad destination!

This Housing Guide provides useful information on San Diego area housing options and tips on how to get started.

Our dedicated Health and Welfare Team assists students with housing questions and concerns, as well as issues related to health, well-being, and transportation. With the exception of Summer On-Campus Housing, our Health and Welfare Team does not make housing arrangements or collect payments. For housing advice, you can contact them directly at iphousing@ucsd.edu.

Please note, the housing options listed in the Housing Guide are not affiliated with UC San Diego, with the exception of Summer On-Campus Housing.

Warmest Regards,
The Health and Welfare Team

International Programs

University of California San Diego, Division of Extended Studies

iphousing@ucsd.edu

STEP 1: CREATE YOUR BUDGET

1. Calculate your total income.
2. List all certain and possible expenses you will have in San Diego.
Consider the cost of living in San Diego is likely higher than in your home country. See this [website](#) to get an idea of the current cost of living in San Diego.
3. If you are not experienced with budgeting, sit down with family for assistance, especially if they are paying for part or all of your studies.
4. Plan for emergencies. Save up to have some money to set aside for an emergency, trip, housing changes, etc.
5. If you don't have money leftover when you compare your income and expenses, calculate how to reduce the expenses and/or plan for how to increase income. (Ask family for help, choose a different housing or transportation option, etc.) Plan this ahead of time! This could make for a lot of stress and hardship if you discover this while you are already abroad.

BUDGETING TIPS

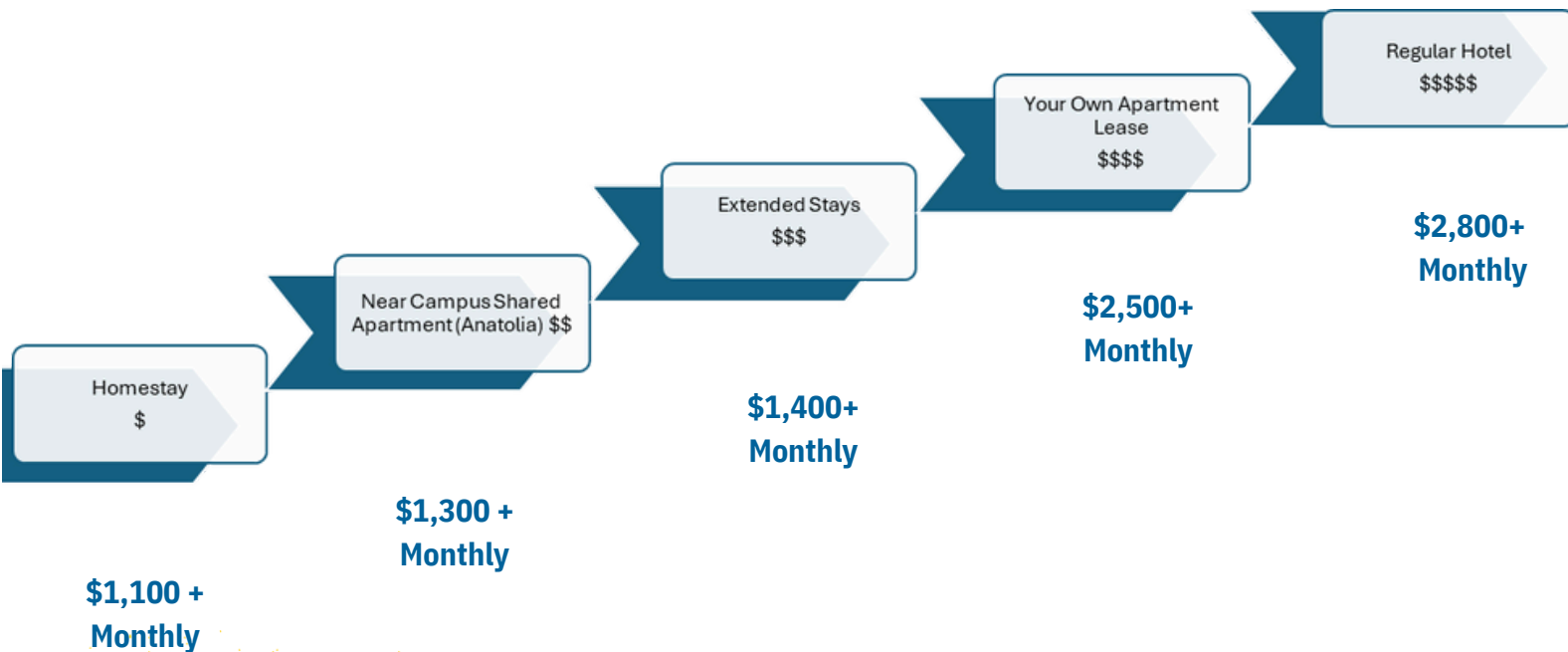
- Start to search for housing as soon as possible (at least two months before arrival).
- The cost of living in San Diego is high. Expect to pay \$3,000+ per month for a one-bedroom apartment near campus.
- Avoid searching for housing on Facebook, Craigslist, or other unfiltered websites. Students have been scammed and have lost thousands of dollars this way. It also poses safety risks when you deal with unknown people.
- Never send money or personal information to an unverified person.
- Consider safety, proximity to campus, transportation options, and documentation needed to rent.

STEP 2: CHOOSE YOUR HOUSING TYPE

Make sure you consider all aspects of different housing types, not just cost. You should consider proximity to campus, whether you will have a car or use public transportation (and if so, closeness to bus/trolley stops), if you want roommates, meals provided (homestays might be a good option), a fully furnished space, and whether you are coming with friends (extended stays are good deals for those looking to share a space with friends).

HOUSING COSTS SCALE

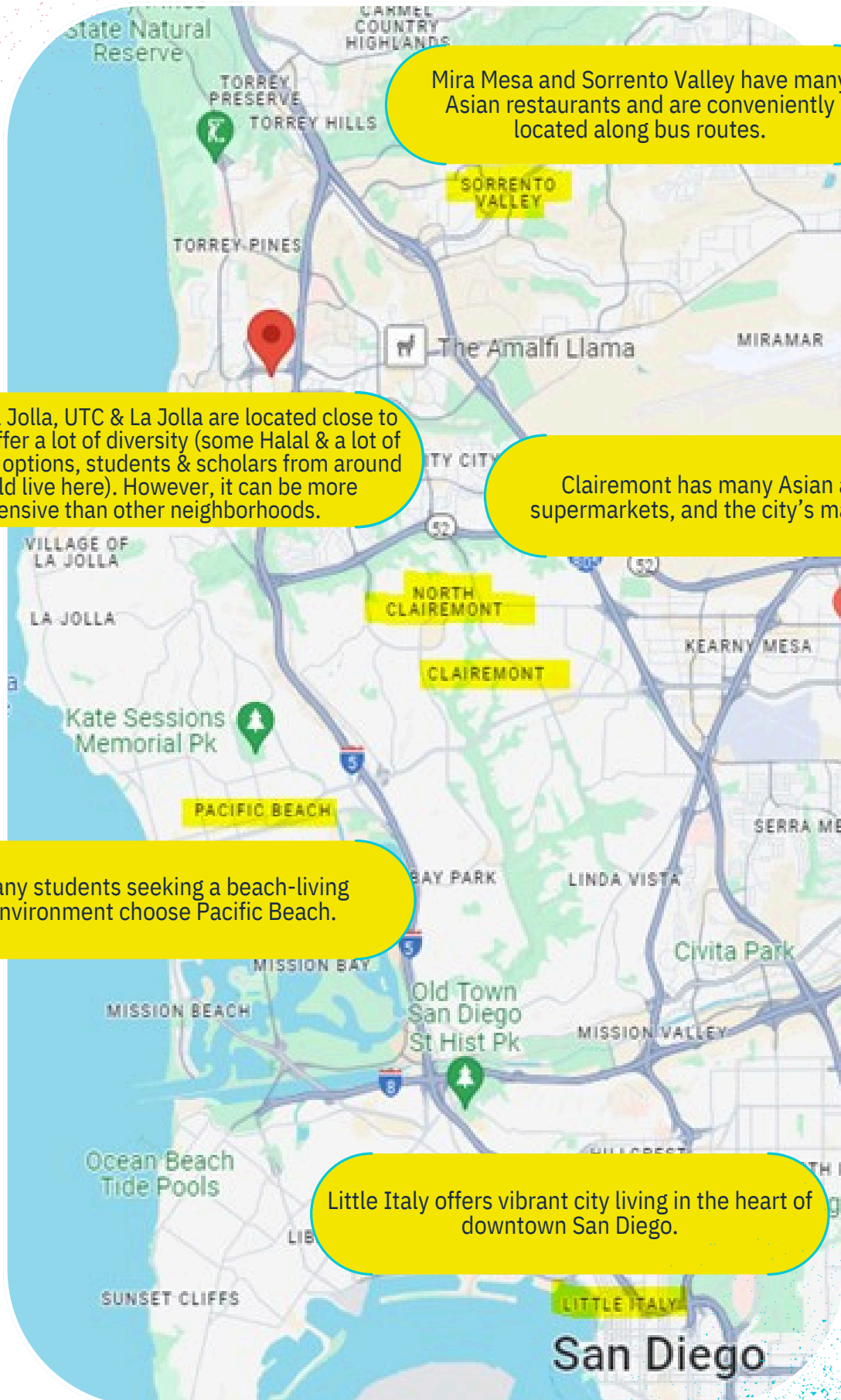
Please note that these are estimates and not exact costs!



Remember that apartments and hotels in the UTC and La Jolla area (close to campus) are significantly more expensive than those in other areas. The exception would be Anatolia's near-campus apartments.

STEP 3: DECIDE WHERE YOU WANT TO LIVE

NEIGHBORHOODS NEAR UC SAN DIEGO



Mira Mesa and Sorrento Valley have many Asian restaurants and are conveniently located along bus routes.

Village of La Jolla, UTC & La Jolla are located close to campus & offer a lot of diversity (some Halal & a lot of Kosher food options, students & scholars from around the world live here). However, it can be more expensive than other neighborhoods.

Clairemont has many Asian and halal supermarkets, and the city's main mosque.

Many students seeking a beach-living environment choose Pacific Beach.

Little Italy offers vibrant city living in the heart of downtown San Diego.

STEP 4: CONTACT HOUSING VENDORS

QUESTIONS TO ASK A HOUSING COMPANY OR LANDLORD

- Can I show a bank statement or an I-20 as proof of funds, or is credit history required?
- What utilities are included in the rent? (Water, garbage, gas, internet?)
- Is onsite parking available? Do I have to pay extra for a parking space?
- Is there a security deposit I must pay?
- Am I required to have renter's insurance?
- Will I have a roommate?
- What are my responsibilities as a renter?
- Are there bus/trolley stops nearby?
- Do you offer airport pick-up/drop-off for an additional fee?

TIPS TO AVOID SCAMS

- If something seems very cheap/ "too good to be true" – it probably is a scam.
- Don't send payment to a property owner before verifying that they truly own the property they are advertising.
- Read applications and reservations carefully.
- Don't make multiple bookings with different vendors and cancel.
- Follow cancellation policies. Otherwise, you will be responsible for the cancellation fees.



NEAR-CAMPUS APARTMENTS

Anatolia Corporate Housing

Email: info@ac-housing.com

Phone: 1-800-716-3416

- Close to the campus, shopping, and bus/trolley stations
- Fully furnished, self-catering
- Pool and fitness center in complex

ON-CAMPUS APARTMENTS

Available for Summer 4-Week Program Students ONLY.
Email iphousing@ucsd.edu for more information.

Prices and applications usually become available on the website by early spring each year.

If you want to live with a friend, make sure you make the request on your application (dependent on availability).



EXTENDED STAY OPTIONS

Extended stay hotels offer apartment style living with hotel amenities. Many extended stay hotels have free breakfast, snacks, and other events and perks!

Residence Inn La Jolla

Located at the foot of campus. Book special UCSD rates [here](#).


For special discounted rate for stays of 90+ days, contact Michelle.Shullo@marriott.com.



Sonesta Suites

Conveniently located in Mira Mesa along bus routes. Near a shopping and restaurant center.

For UCSD discounted rate, contact SHAI.VALENZUELA@sonesta.com.



MORE EXTENDED STAY OPTIONS

7+ day, 30+ day, and
60+day discounts!

Close to bus stops in
Sorrento Mesa.

Extended Stay America- Sorrento Mesa



The Little Italy and
Hillcrest locations are in
urban areas, close to
trolley stations.

Vantaggio Suites



Most suitable for students with
cars. Located in Mira Mesa.

For UCSD discounted rate, contact
vantonio@excelhotelgroup.com

Homewood Suites



HOMESTAY/LIVING WITH LOCALS

FA Homestay

info@fahomestay.com

Phone: 1-619-839-9661

Universal Student Housing

contact@usaish.com

Phone: 1-310-824-4908

Homestay Match

contact@homestaymatch.com

Phone: 1-619- 631-4128

DRA Homestay

daniel@drahousing.com

Phone: 1-520-405-1516

Andretto Solutions

carol@andrettosolutions.com

Phone: 619-218-1722

SIH

(Japanese Speaking Staff)

sihousing3@gmail.com

Phone: (310) 320-4700

Education Abroad

(Japanese Speaking Staff)

Education Bridge

(Japanese Speaking Staff)

StudentRoomStay

Homestay.com

RoomChazer

The companies listed on this document are options, NOT recommendations. Use caution and research any housing company you choose.

UC San Diego and its affiliates are not liable for harm or damage that could arise from a student's choice of housing providers.





STEP 5: BEFORE MOVE-IN

Don't move anywhere without signing a contract **before** you move in.

Read the contract very carefully.

You will be required to follow **all** terms of the contract.

Speak to as many housing companies as you wish, but **do not sign reservation forms or contracts with multiple companies**. You are bound by the reservation forms and contracts you sign. If you sign these documents for multiple places, you will be responsible for the housing costs for each of the companies you sign forms for.

If you will be arranging utilities, confirm appointments for cable service, internet installation, and new utility providers (water, electricity, etc.)

STEP 6: MOVE IN

Do a “walk through” as soon as you move in.

Check all places in the apartment. If there is something damaged, missing, or not working, take a photo of the damage and show it to your landlord right away, so they do not hold you responsible for the damage.



STEP 7: BE A GOOD TENANT AND NEIGHBOR



Lock your doors at all times, and **keep windows closed when you leave** your housing accommodation. In some countries, it might be common to leave doors unlocked or windows open. It is best not to do so in the USA (for safety, and to protect from anyone entering or stealing things inside your residence).

Understand and **respect cleaning, noise and smoking rules!**

Homestays are not responsible for cleaning your room and restroom. No matter where you live, **clean up after yourself in the kitchen, bathroom, etc. Clean your own bedroom.**

Failure to follow noise and smoking rules can cause you to be evicted (kicked out!) from where you live.

Be mindful of how you use utilities. Turn off the air conditioning/heater when not in use. Don't take excessively long showers. Utilities are very expensive and could cost you/your landlord a large amount of money. Excessive usage of utilities also harms the environment.

STEP 8: MOVING OUT

Renewing or Ending Your Lease

Notify your landlord before your lease ends if you plan to renew your rental agreement or move out. Most companies require at least a 30-day notice. Make sure you understand how much time in advance you need to notify the landlord prior to your move-out.

Returning Your Keys

Don't forget to return all keys, including apartment keys, room keys, mail keys, and any other keys or key fobs for amenities (for the pool, gym, etc.) You can be charged for not returning these items to the landlord.

Security Deposit

Most companies require you to clean your accommodation before you move out. If you have paid a deposit, and your apartment is not clean or has any damages, you will not receive the full deposit back.

Take pictures of your room/apartment so that the landlord cannot claim you are responsible for any damages that might happen after you move out.

Sometimes, it can take 30 - 60 days to get your full or partial deposit back.

Saying Goodbye

Remember to take all of your beautiful memories and souvenirs from San Diego with you back to your next destination!